

# eKlean 50™

by MEGA'GEN

## Quick User Manual for eKlean 50



# INSTRUCTION MANUAL

Read before Installation and Usage.

**Distributor: MegaGen Implant Co.,Ltd**

45, Secheon-ro 7-gil, Dasa-eup, Dalseong-gun,  
Deagu, Korea (42921)

[www.imegagen.com](http://www.imegagen.com)

## 1. Concept: What is eKlean 50?

Thank you for purchasing the eKlean 50.

Please read this manual thoroughly before using and following the instructions.

This equipment is an all-purpose nontoxic medicine level cleanser that can be made easily at home.

This instruction will show you how to use eKlean 50 safely and protect you from danger or damaging.

## 2. Product components



eKlean 50



Power supplier



Katalyte for HOCl  
(150ml)



Spray  
(500ml)

## 3. PreCautions before use

- Keep out of reach of children and pets.
- Unplug transformer from wall outlet and remove power cord from the unit.
- Do not over fill or under fill generating unit; Never activate while empty.
- Avoid leaving the unit in direct sunlight when filled with activated solution.
- Do not immerse or allow unit to get wet.
- May cause corrosion on some copper material surfaces.
- Do not use in an enclosed space, Use in a well-ventilated area.
- Do not inhale the activated air from the unit or when transferring it into another container. During activation, a complex gas is generated. Do not inhale this gas.
- Use only Katalyte as additive. Never use Katalyte to other devices.
- Store safely - Do not keep the unit or the generated water in the refrigerator where it can be confused with drinking water.
- Do not swallow the activated solution, if swallowed seek medical advice.
- Never tamper with attempt to repair or adjust mechanics of generator. Doing so will void the manufacturer's warranty.

## 4. Activating the eKlean 50

The blue light on the handle of the unit is a touch sensitive button.

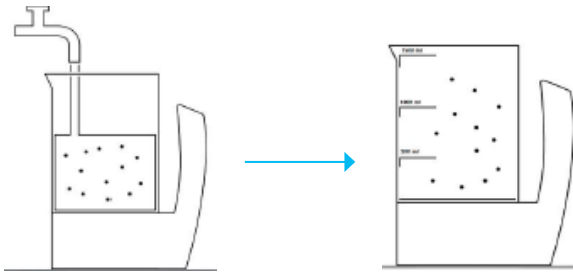


- Touch once for 3 minutes (the bottom light turns on the side of the handle)
- Touch twice for 5 minutes (the bottom two lights turn on the side of the handle)
- Touch three times for 8 minutes (all three lights turn on the side of the handle)

**When it is activated, blue light inside the unit lights up and the water goes cloudy.**

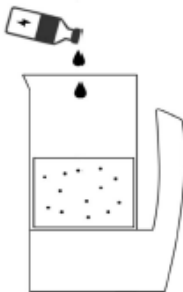
## 5. How to Use

1



Please, fill the unit with the desired amount of tap water (500ml, 1000ml or 1500ml)  
Place unit on the level flat surface.

2



Put Katalyte(additive) into the water in the unit, as follows:  
Just slightly press the liquid chambers to dispense the correct amount of additive into the reservoir.  
User can refer below table for dosage of additives but it can be adjustable by user for higher effectivity.  
Next is general dosage volume for typical usage.

### Important Tip

If using 500 ml/ 1000 ml and you press button more than the times shown, this will increase the FAC Level (free available chlorine) to between 20~100 ppm. This will be indicated by a stronger sanitizer smell.

**If you make a mistake, press again until required light turns on.**

## Hypochlorous Acid [Chemical Formula - HOCl -] Solution

Tap water (PH7.5)	Additive	Time	FAC	PH
500 ml	1 ml	3 Min	70ppm plus	6~6.5
1000 ml	2 ml	3 Min	70ppm plus	6~6.5
1500 ml	3 ml	3 Min	70ppm plus	6~6.5

### Note:

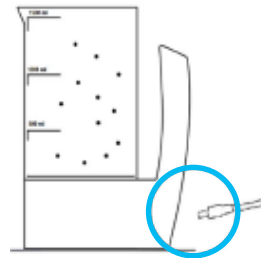
The FAC value and PH can be different depends on the water. If the water contains high level of minerals or calcareous, it will result higher PH, around 7~8. But the the values can be changed in direct proportion to the amount of Katalyte and the operation time.

3



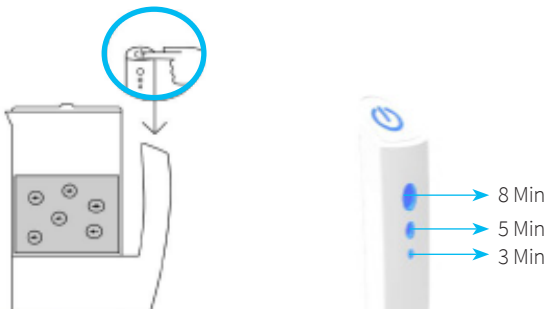
Please connect to an AC power source.  
Various voltages are available. (110~230V)

4



Please, plug in DC power port.

5



Please press power button to set the operation time.

**If it's touched once, the device operates for 3 Minutes, twice for 5 Minutes, three times for 8 Minutes.**  
Upon completion of the cycle the blue light in the unit flashes then goes out. This indicates that the process has been completed. Decant the fluid into the appropriate spray bottle or other receptacle for use.

## 6. Purpose

The product can be used anywhere that you are concerned about bacterial infection.

HOCl is totally safe for human exposure, and in contrast to other sanitizers, can be safely used for fogging and misting. The FDA has already approved the use of HOCl for eye and dental infections and as a no-rinse sanitizer for fruit and vegetable. Plus, it has been shown to be safe for most surfaces, including plastics, fabrics, and stainless steel.

It is good for schools, kindergarten, home, office, fitness clubs, Hotels, Restaurants etc.

\* It is recommended to use 3 times bigger volume of additive for such devices like protein-rich endoscope.

## 7. Notice

**Do not drink fluids under any circumstances.**

- Feed water must be Tap water (city water, Filtered Water ) ONLY

**Be noted that the feed water's pH affect the final result of the solution's pH.**

- Well water, river water, or contaminated water CANNOT BE USED.
  - \* Importantly please do not pour sea water in the bottle. It can cause critical damage to electrode.
- Tap water can be different by area. This might cause minor difference of the solution.
- For a long time use, the device must be cleaned on the electrodes.

### How to De-Scale on Electrode

- Fill in 500ml Tap water with 2 ~ 3 time bigger volume of additive and operates for 8 mins.

- Washing the device by water is prohibited.
- Operation or power plug handling is prohibited when hand is wet.
- Inappropriate additive usage like granule salt, rock salt can cause problems in the unit as well as will generate improper solution such as bleach.
- Install well-ventilated place.
  - \*It may cause headache due to hydrogen or chlorine gas if it is operated at enclosed space.
- Do not install near the firearms and direct sunlight.
- Use a dedicated outlet.
- Be careful not to let water inside the device.
- Do not disassemble or tampered: It may cause fire or electric shock.
- Take out the power plug from the outlet when it is not in use.
- Do not mix sanitizing solution with other chemical or cleaner.
  - \*It can be dangerous due to unexpected chemical reaction.
- Stop operation immediately if it has strange noise, smell and smoke during operation.
- Do not install where the temperature falls below freezing.
- Be careful the temperature of incoming water lower than 10 degree Celsius or over than 35 degree Celsius, this may shorten the life of device.

## 8. Product Specifications

Model	eKlean 50
Generating Volume	50.7 Oz [1500ml]
Dimension (mm)	184(W) x 120(D) x 246(H)
Weight	700g (Transformer: 400g)
Running time	3 mins. 5 mins. 8 mins.
Active Ingredient	HOCl or NaOCl KOH
Electrolyte	Katalyte
Power	DC 12V, 75W, 50~60Hz
Generating Method	Electrolysis
Electrode	Platinum and Titanium
Distributor	MegaGen Implant Co.,Ltd. 45, Secheon-ro 7-gil, Dasa-eup, Dalseong-gun, Daegu, Korea (42921)
Manufacturer	KTCC 127-9, Deokgo-ro, Hoengseong-eup, Hoengseong-gun, Gangwon-do, Republic of Korea (26354)



There are more patents besides the above four patents.



CB19-21-0062

3009595774

92187-KOR-1



**MegaGen Implant Co., LTD.**

45, Secheon-ro 7-gil, Dasa-eup, Dalseong-gun, Daegu, Republic of Korea (42921)  
[www.imegagen.com](http://www.imegagen.com)

**Manufacturer: Key Tech electro Chemical Corp.**

127-9, Deokgo-ro, Hoengseong-eup, Hoengseong-gun, Gangwon-do, Republic of Korea (26354)  
<http://en.eklean50.com>